

# EHA-SRX

## HD-SDI to HDMI Converter



## User's Manual



Copyright © EverFocus Electronics Corp,

Release: Mar. 2011

Please read this manual first for correct installation and operation. This manual should be retained for future reference. The information in this manual was current when published. The manufacturer reserves the right to revise and improve its products. All specifications are therefore subject to change without notice.

### PRECAUTIONS

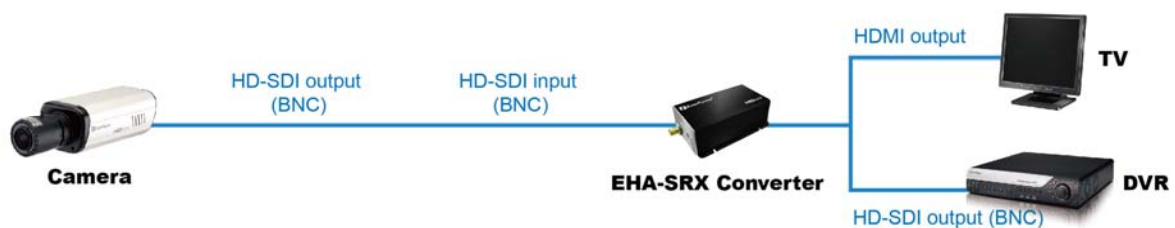
1. **Do not install the EHA-SRX near electric or magnetic fields.**  
Install the EHA-SRX away from TV/radio transmitters, magnets, electric motors, transformers and audio speakers since the electromagnetic fields generated from these devices may distort the video image.
2. **Never disassemble the EHA-SRX beyond the recommendations in this manual nor introduce materials other than those recommended herein.**  
Improper disassembly or introduction of corrosive materials may result in equipment failure or other damage.
3. **Keep the power cord away from water and other liquids and never touch the power cord with wet hands.**  
Touching a wet power cord with hands or touching the power cord with wet hands may result in electric shock.
4. **Never install the EHA-SRX in areas exposed to water, oil or gas.**  
Water, oil or gas may result in equipment failure, electric shock or, in extreme cases, fire.
5. **Do not operate the camera beyond the specified temperature, humidity or power source ratings.**  
Use the camera at temperatures within 0°C ~ 50°C (32°F~122°F) and humidity between 20~80%. The input power source is 12VDC.

## 1. INTRODUCTION

The EHA-SRX accepts the HD-CCTV digital video signal from an HD-SDI compliant HD-CCTV camera, and converts the signal for presentation on the HDMI input of an HD TV or monitor. The converter supports HD-SDI video signals compliant with the SMPTE 292M, 296M standards, at data rates up to 1.485Gb/s. With integrated cable equalizer technology, the EHA-SRX is capable of receiving HD-SDI digital video at up to 1920 x 1080 resolution over 75Ω coaxial cable. This provides a complete solution for the transmission and display of both interlaced and progressive scan HD-SDI digital video from coaxial cable-based HD-CCTV cameras.

## 2. FEATURES

- Accepts HD-CCTV high-definition HD-SDI digital video at 720p/60, 1080i/60 and 1080p/30 formats/ frame rates
- Processes HD-SDI standard SMPTE292M, 296M at 1.485Gb/s data rate
- Provides standard HDMI output for HD TV monitor display
- Integrated cable equalizer for long distance video transmission without loss of quality
- Capable of receiving HD-CCTV digital video over 75Ω coaxial cable at distances over 100M (depending on cable type)
- High quality digital video and audio transmission with near zero latency




### 3. SPECIFICATIONS

Model Name	EHA-SRX HD-SDI to HDMI Converter
<b>Technical</b>	
SDI Standards	HD-SDI
Video Bandwidth	1.485Gbps
Video Support	720p @50/59.94/60Hz, 1080i @50/59.94/60Hz, 1080p @25/30Hz
Input Signal	HD-SDI: SMPTE 292M, 296M
Output Signal	HDMI /HD-SDI
Input Connector	1x BNC [HD-SDI] 3G 75Ω inter-locked socket
Output Connector	1x HDMI Type A [19-pin female] ; 1x BNC [HD-SDI] 3G 75Ω inter-locked socket
<b>Mechanical</b>	
Housing	Metal case
Dimensions	77 (W) x 38 (H) x 117 (D) mm / 3" (W) x 1.5" (H) x 4.6" (D)
Weight	200g / 0.45lbs
Power Supply	12VDC
Power Consumption	2 W max.
Operation Temperature	0~50°C / 32~122°F
Relative Humidity	(20%~80% Humidity)

### 4. PACKAGE CONTENTS


- HD-SDI to HDMI Converter (x1)
- Accessory packet (x1)
- Power adaptor (x1)
- Printed Installation Guide (x1)

## 5. FRONT PANEL



- 1. Power LED indicator
- 2. Link LED indicator
- 3. Power 12VDC
- 4. HD-SDI Input

## 6. REAR PANEL



- 5. HDMI Output
- 6. HD-SDI Output

## 7. CABLE REQUIREMENTS FOR BNC CONNECTOR

### 7.1 Cable Types

The EHA-SRX allows a total signal attenuation of up to 43.5 dB along the cable between devices. The actual maximum cable length depends on the attenuation characteristic of the particular cable used. Generally speaking, the better the cable quality, the lower the signal attenuation, thus the longer the distance the HD-CCTV video signal can be carried.

The following table gives examples of different cable types, losses and the distances that can be achieved. These are only examples and the actual distance is determined by the attenuation characteristic of the cable in your application.

The table below gives an orientation for achievable cable distances:

Cable Type	Attenuation in dB at 1 GHz per 100 m / 328 ft	Max. Cable distance in	
		m	ft
RG-59	24 ~ 40 *	70 ~ 160	230~520
RG-6	15 ~ 35 *	100 ~ 190	330~620
RG-11, CATV-lowloss cables	8 ~ 16 *	180 ~< 250	590~<820

\* Low quality cable may have higher attenuation

### 7.2 Cable Installation

Please make sure, that the coaxial cable is not squeezed at any position.

Also the max. bending radius defined by the cable manufacturer should be considered.

General rule: maximum bending radius = 10 x outer cable diameter

Bending creates pressure on the center conductor, causing it to move through the dielectric toward the inside of the bend. This affects impedance and return loss and reduces the maximum possible cable length.

Please try to avoid any BNC - adapter or any connectors in the BNC cable.

Looping HD-SDI signals by BNC T-connectors to other devices is not possible.

### **7.3 BNC-plug**

Also the BNC - plug plays an important role for clear HD-CCTV signal transmission.

Standard BNC plugs for CCTV have a quite high attenuation and may cause return losses due to reflection effects.

We recommend using of HD-Video approved BNC plugs.

## EverFocus Electronics Corp.

**EverFocus Taiwan:**

12F, No.79, Sec. 1, Shin-Tai Wu Road,  
Hsi-Chih, Taipei, Taiwan  
TEL: +886 2 2698 2334  
FAX: +886 2 2698 2380  
www.everfocus.com.tw  
[marketing@everfocus.com.tw](mailto:marketing@everfocus.com.tw)

**EverFocus China - Beijing:**

Room 609, Technology Trade Building,  
Shangdi Information Industry Base,  
Haidian District, Beijing 100085, China  
TEL: +86 10 6297 3336~39  
FAX: +86 10 6297 1423  
www.everfocus.com.cn  
[marketing@everfocus.com.cn](mailto:marketing@everfocus.com.cn)

**EverFocus USA - California:**

1801 Highland Avenue, Unit A, Duarte, CA 91010, USA  
TEL: +1 626 844 8888  
FAX: +1 626 844 8838  
www.everfocus.com  
[sales@everfocus.com](mailto:sales@everfocus.com)

**EverFocus Japan:**

5F, Kinshicho City Building, 2-13-4  
Koto-Bashi, Sumida-Ku, Tokyo, 130-0022, Japan  
TEL: +81 3 5625 8188  
FAX: +81 3 5625 8189  
www.everfocus.co.jp  
[info@everfocus.co.jp](mailto:info@everfocus.co.jp)

**EverFocus India:**

Suite 803, Housefin Bhavan, C-21, Bandra Kurla  
Complex, Bandra (East), Mumbai 400051, India  
TEL: +91 22 6128 8700  
FAX: +91 22 6128 8705  
www.everfocus.in  
[sales@everfocus.in](mailto:sales@everfocus.in)

**EverFocus Europe - Germany:**

Albert-Einstein-Strasse 1, D-46446  
Emmerich, Germany  
TEL: +49 2822 93940  
FAX: +49 2822 939495  
www.everfocus.de  
[info@everfocus.de](mailto:info@everfocus.de)

**EverFocus China - Shenzhen:**

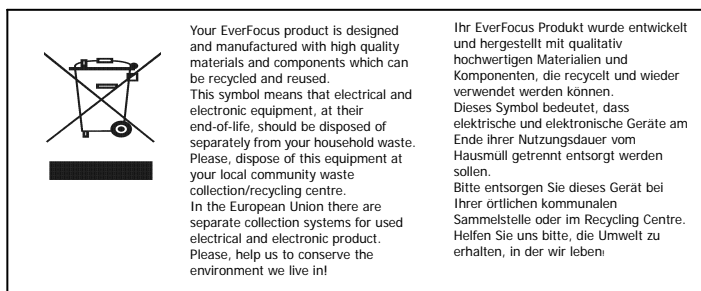
4F, No. 2, D4 Building, Wan Yelong Industrial Park,  
Tangtuo Road, Shiyan, Baoan, Shenzhen, Guangdong  
518101, China  
TEL: +86 755 2765 1313  
FAX: +86 755 2765 0337  
www.everfocus.com.cn  
[marketing@everfocus.com.cn](mailto:marketing@everfocus.com.cn)

**EverFocus USA - New York:**

415 Oser Avenue, Unit S, Hauppauge, NY 11788, USA  
TEL: +1 631 436 5070  
FAX: +1 631 436 5027  
www.everfocus.com  
[sales@everfocus.com](mailto:sales@everfocus.com)

**EverFocus Europe - UK:**

Unit 12, Spitfire Business Park, Hawker Road,  
Croydon Surrey, CR0 4WD, UK  
TEL: +44 20 8649 9757 / +44 845 430 9999  
FAX: +44 20 8649 9907  
www.everfocusuk.co.uk  
[salesuk@everfocus.com](mailto:salesuk@everfocus.com)





## Free Manuals Download Website

<http://myh66.com>

<http://usermanuals.us>

<http://www.somanuals.com>

<http://www.4manuals.cc>

<http://www.manual-lib.com>

<http://www.404manual.com>

<http://www.luxmanual.com>

<http://aubethermostatmanual.com>

Golf course search by state

<http://golfingnear.com>

Email search by domain

<http://emailbydomain.com>

Auto manuals search

<http://auto.somanuals.com>

TV manuals search

<http://tv.somanuals.com>