



BRYAN[®] *Flexible Water Tube* **BOILERS**

*The complete line
for commercial and
industrial applications*

Since 1916



Forced draft gas, oil and dual-fuel boilers...hot water and steam

The Exclusive Bryan "Flexible Water Tube" Design

The "Flexible Water Tube" design of the Bryan Boiler provides for extremely fast, natural internal circulation, resulting in maximum heat transfer and operating efficiency. Dependency on external pumps is eliminated. The unique flexible bent tube design prevents all possible damage from thermal shock and related problems. Bryan Flexible Tubes are easily removable and replaceable, allowing for quick and simple boiler maintenance. Boiler room dimensions are minimized, as little space is required for tube withdrawal — a real savings. Don't be misled by claims of "or-equal" or "similar design." Only Bryan Boilers feature the unique, original "Flexible Water Tube" design.



Water Boiler
RW2100-W-FDGO
(527 Boiler HP)

RW Series

Hot water and steam* boilers with forced draft gas, oil or dual-fuel firing. Bryan's largest boilers for the big heating requirements. Sizes from 8,500 MBH to 21,000 MBH input (200 BHP to 527 BHP output).

**Bryan steam boilers are available as standard for 15 psi MWP or 150 psi MWP. Also available for steam pressures up to 300 psi.*

Quick Reference Selection Chart

Bryan Boiler Series	Size Ranges			Boiler Type		Energy Source					Low No _x Package Option	Knockdown Option
	MBH Input	MBH Output	BHP Output	Hot Water	Steam	Forced Draft Gas	Forced Draft Oil	Dual-Fuel (Gas/Oil)	Atmos. Gas	Electric		
DR	250-850	200-680	6-21	X	X	X	X	X			X	
AB	900-3,000	720-2,400	21-75	X	X	X	X	X			X	X
HE-AB	900-3,000	765-2,550	23-76	X		X					X	X
RV	3,500-8,000	2,800-6,400	84-201	X	X	X	X	X			X	X
HE-RV	3,500-8,000	2,975-6,800	89-203	X		X					X	X
RW	8,500-21,000	6,800-16,800	200-527	X	X	X	X	X			X	
CLM	1,200-3,000	960-2,400	29-73	X	X	X	X	X				X
HE-CLM	900-3,000	765-2,550	23-76	X		X						X
CLM	900-3,000	720-2,400	21-72	X	X					X		X
K	3,500-6,500	2,800-5,200	84-155	X	X					X		X
BE	30KW-330KW	98-1,081	3-39	X	X						X	X**
BH	60KW-3,000KW	196-9,828	6-300	X	X						X	X**

** There are no emissions from electric boilers.

your new construction or retrofit need!



Steam Boiler
DR350-S150-FDG
(8 Boiler HP)



Steam Boiler
AB250-S150-FDG
(60 Boiler HP)



Steam Boiler
RV350-S150-FDG
(84 Boiler HP)

DR Series

Hot water and steam* boilers with forced draft gas, oil or dual-fuel firing. Bryan's smallest size boilers to satisfy a broad range of heating requirements. Sizes from 250 MBH to 850 MBH input (6 BHP to 21 BHP output).

AB Series

Forced draft gas, oil or dual-fuel fired hot water and steam* boilers. High velocity, four pass flue gas travel contributes to 83.5% guaranteed efficiency. Capacities from 900 MBH to 3,000 MBH input (21 BHP to 75 BHP output).

RV Series

Forced draft gas, oil or dual-fuel hot water and steam* boilers. Multi-pass flue gas travel for maximum heat extraction. Capacities from 3,500 MBH to 8,000 MBH input (84 BHP to 201 BHP output).

**Bryan steam boilers are available as standard for 15 psi MWP or 150 psi MWP. Also available for steam pressures up to 300 psi.*



High Efficiency Water Boiler
HE-RV800-W-FDG
(203 Boiler HP)



Water Boiler
AB120-W-FDG
(29 Boiler HP)

HE-AB & HE-RV Series

High efficiency versions of AB and RV Series forced draft gas hot water boilers. Integrated, extended surface heat extractor boosts guaranteed performance of these boilers to 85% without complications of condensation. HE-AB Series from 900 MBH to 3,000 MBH input (23 BHP to 76 BHP output). HE-RV Series from 3,500 MBH to 8,000 MBH input (89 BHP to 203 BHP output).

BRYAN® BOILERS

Originators of the "Flexible Water Tube" design


Forced draft gas, oil and dual-fuel boilers ...hot water and steam

BRYAN BOILERS
The only boilers with full non-prorated
25 Year Warranty
Protection Against Thermal Shock



Steam Boiler
CLM-180-S150-FDGO
(44 Boiler HP)

HE-CLM Series
High efficiency version of CLM Series forced draft gas hot water boilers. Integrated, extended surface heat extractor boosts guaranteed performance of these boilers to 85% without complications of condensation. Models from 900 MBH to 3,000 MBH input (23 BHP to 76 BHP output).



High Efficiency Water Boiler
HE-CLM-300-W-FDG
(76 Boiler HP)

CLM Series
Hot water and steam* boilers. Forced draft gas, oil or dual-fuel fired. For medium sized applications. Models from 1,200 MBH to 3,000 MBH input (29 BHP to 73 BHP output).



**Bryan steam boilers are available as standard for 15 psi MWP or 150 psi MWP. Also available for steam pressures up to 300 psi.*

Knockdown™ boilers



Wilson Middle School, Muncie, Indiana, installation of two Bryan Knockdown, RV Series boilers, with 7,000 MBH each. The Knockdown sections were moved to location through existing doorways and assembled in position. Units are right- and left-hand pair, easily serviceable from the common aisle.

A wide selection of Bryan Boilers are available as Knockdown™ models which are shipped in sections, partially disassembled to pass through standard door sized openings for assembly at the final location. This eliminates the need for extra work removing walls or enlarging door openings and the final assembly does not require expensive certified welding.



Atmospheric gas boilers ...hot water and steam



Water Boiler
CLM-120-W-GI
(29 Boiler HP)

CLM Series
Hot water and steam* boilers. Atmospheric gas fired. For medium sized applications. Models from 1,200 MBH to 3,000 MBH input (29 BHP to 72 BHP output).



Steam Boiler
K-350-S150-GI
(84 Boiler HP)

K Series

Atmospheric gas fired hot water and steam boilers for larger applications. Models from 3,500 MBH to 6,500 MBH input (84 BHP to 155 BHP output).

**Bryan steam boilers are available as standard for 15 psi MWP or 150 psi MWP. Also available for steam pressures up to 300 psi.*

Electric boilers ...hot water and steam



Steam Boiler
BE-90-Q4T3
(90 KW - 9 Boiler HP)

BE Series

For low to medium range applications. Compact, completely packaged and wired units with automatic controls and Incoloy sheathed elements. Input power requirement: 30-390 KW, 460 or 480 volt, 3 phase, 30-195 KW, 208 or 240 volt, 3 phase; or 15-120 KW, 240 volt, 1 phase. Models from 98 MBH to 1,280 MBH output (at 30 KW to 390 KW input). Hot water and steam models available.



Water Boiler
390-BHW-4T7
(390 KW - 39 Boiler HP)

BH Series

Electric hot water and steam boilers for medium to high capacity applications. Heavy steel pressure vessel. Horizontal or vertical configuration. Incoloy sheathed heating elements, in 208, 240, 460, 480 or 575 volt. Units rated from 60 to 3,000 KW input, 196 MBH to 9,828 MBH output. Hot water, high temperature hot water, steam and high pressure steam models.

Compliance+[®] Low NO_x Boilers

Bryan hot water and steam boilers in DR, AB, RV and RW Series are available as "LX" type with NO_x level of sub 30 PPM gas and reduced oil NO_x as standard. Models to meet stricter emission levels down to 9 PPM are also available. Sizes range from 350 MBH to 21,000 MBH (8 BHP to 500 BHP).



**RV Series LX Type
Steam Boiler**
RV500-S150-FDG-LX
(120 Boiler HP)

Indirect Water and Pool Heaters

The Bryan "Indirect" water heater utilizes the "Flexible Water Tube" boiler design along with copper and brass heat exchangers installed to generate hot water for commercial service and industrial hot water applications, as well as swimming pool heating. The indirect feature, heating water with water, effectively minimizes scaling and corrosion that normally is experienced with the short-lived "direct fired" water heater.

Units are available for "tankless" or instantaneous applications, as well as for "storage" tank systems such as the Bryan "Water-Pak™."



Indirect Swimming Pool Heaters

Atmospheric gas and forced draft (all fuels) and electric. The prestigious "Indirect." The Bryan Indirect principle provides for a long-lived and trouble-free heater, to give many years of reliable and efficient operation. Fifty years of experience in heating swimming pools. Standard sizes range from 350 MBH through 8,000 MBH.



CLM210-W-GI
(137,000 Gallons)

Water-Pak™ Systems

Designed to meet large volume hot water needs with low operating and maintenance costs. Includes indirect water heater, storage tank complete with insulation and PVC jacket, and related pump and circulation equipment, mounted on a common skid. Horizontal sizes from 387 to 3,533 gallons; vertical sizes from 335 to 1,922 gallons. Recovery rates from 559 gal/hr (80° to 140°F rise) to 6,400 gal/hr (40° to 160°F rise) depending on boiler size.

CLM-120-WT-FDG-844-AV-CM-IN
(960 GPH w/844 gallon storage)

systems, companion products and accessories

Custom Engineered Systems

Bryan designs, engineers and constructs boiler and related equipment systems, complete with piping, wiring and controls, ready for connection to jobsite piping and wiring interface. Contact your Bryan factory representative for information and assistance.



Bryan Demand Analyzers

Program your multiple boiler installations for minimizing load swing, maximizing efficiency and providing even loading on each boiler unit by alternating lead/lag boiler sequence.



Auxiliary Sub-System

Bryan horizontal boiler feed system, with chemical feeder and water conditioner, all mounted on a common base. Performance matched to your new boiler system or available for retrofit.

Packaged Boiler System

CLM Series boiler, with horizontal boiler feed system, blowdown separator and chemical feeder. Packaged as a complete system on a common base, installation is simply a matter of setting the package in position and hooking up utility piping and wiring.

Accessory Products

Bryan's complete line includes these dependable performance matched accessories. Design your complete system using Bryan components for maximum reliability and value. For complete information on Bryan Steam accessory products refer to Form No. 4002.



Tray Type Model DT-5, 5,000 PPH

Bryan Deaerators

Remove dissolved gases from incoming make-up water with minimal steam loss. Deaerate to a maximum 005cc/liter O2 and 0% CO2. Spray type deaerators available through 60,000 lb/hr. Tray type deaerators have stainless steel trays,

and are available in standard capacities from 5,000 to 300,000 lb/hr.



Bryan Automatic Blowdown System

Assure that your boiler has regular blowdown on a preset schedule. The time and duration of the blowdown period is selectable. Multiple sequences during a 24-hour period can be achieved if necessary. Bryan Boilers can provide these systems in either manual or automatic designs.

Horizontal Boiler Feed Systems

Available for use with any steam boiler, both low and high pressure. Standard with single or multiple pumps. Special units arranged for multiple boiler installations. Tanks constructed of heavy duty steel.



Duplex Model HFS-15-50-50-D

Bryan Overflow Traps

Mechanical float controlled traps with cast iron bodies, double sealed brass valves, and stainless steel ball floats. Sizes from 2" to 6" for use on pressurized deaerators.



Bryan Exhaust Heads

For oil-free and water-free exhaust of steam. After 100 years, still the most reliable design available. Threaded models from 1" to 3", as well as flanged sizes 3" to 24".



Shell and Tube Heat Exchangers

Used for generating service hot water and industrial applications. Available as water-to-water or steam-to-water exchanger, as well as with special construction and materials for process industries.



Heat Exchanger Type Pool Heater

All of the features and quality of the time proven Bryan "Indirect Heaters" are now available using an existing central boiler heating plant as the heat source. Hot water or steam is taken from the heating main and circulated through the exchanger shell. The pool water is heated as it passes through the copper "Indirect" coil.





A Reputation for Quality

No company sells more flexible steel water tube boilers than Bryan Steam LLC. Bryan was the originator of this type boiler and has been instrumental in its continuing development. Bryan boilers are easier to install and maintain, perform better, and last longer.

Statistics show Bryan flexible steel water tube boilers are the top choice of leading engineers, architects and mechanical contractors. After more than 90 years of providing the finest boilers to the HVAC industry, Bryan's manufacturing capabilities and quality assurance are second to none.

Bryan continues to combine the advantages of past experience with advanced technology, moving into the future as the leader in the design, manufacture and application of the steel water tube boiler.



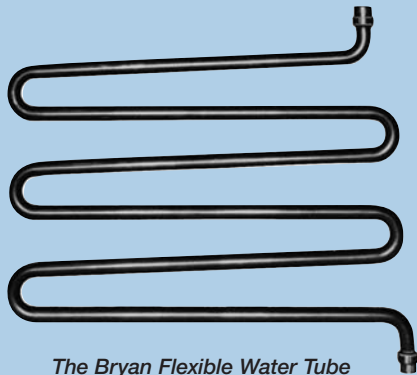
Three Bryan Boilers provide 56,250 MBH to heat 495,000 sq. ft. expansion of Milwaukee's General Mitchell Field air terminal.



Six Bryan Boilers replace two 300 HP boilers at Carver Senior High School, New Orleans, with six stage lead-lag system matching output to demand, for maximum economy.



At a major office furnishings manufacturer, this Bryan Boiler provides clean, dry, steam to process toxic solvent bearing chemicals for safe disposal.



The Bryan Flexible Water Tube

Cover photo: Rapid City, SD, City School Common Energy Plant



Bryan Steam LLC — Leaders Since 1916
783 N. Chili Ave., Peru, Indiana 46970 U.S.A.
Phone:765-473-6651 • Internet:www.bryanboilers.com
Fax:765-473-3074 • E-mail:bryanboilers@iquest.net

Free Manuals Download Website

<http://myh66.com>

<http://usermanuals.us>

<http://www.somanuals.com>

<http://www.4manuals.cc>

<http://www.manual-lib.com>

<http://www.404manual.com>

<http://www.luxmanual.com>

<http://aubethermostatmanual.com>

Golf course search by state

<http://golfingnear.com>

Email search by domain

<http://emailbydomain.com>

Auto manuals search

<http://auto.somanuals.com>

TV manuals search

<http://tv.somanuals.com>