

# AMERICAN AUDIO

## Versaport

Turn your music from analog to digital with ease!



## User Instructions

### Features:

16-bit/48 kHz AD/DA Converter  
USB bus - powered, adapter-free  
Headphone & Mic Jack  
Mic Level Knob  
RCA analog connections

USB 1.1 Compliant  
2 Channel - 2 Input & 2 Output  
Line/Phone Selector  
Monitor Level Knob

**AMERICAN AUDIO**  
6122 S. Eastern Ave  
Los Angeles Ca. 90040  
[www.americanaudio.us](http://www.americanaudio.us)

Thank you for purchasing this ©American Audio® product. Please read the following instructions before installing or using your new unit.

The ©American Audio® Versaport is a great way to convert any analog signal into digital files. It's practicality to connect to a PC and Mac is due to GigaPort, which supports ASIO 2.0. This easy-to-use audio interface connects directly to your PC, Mac, or anything with a USB port. Record audio with your computers built-in audio recorder or your favorite audio production software (please see software recommendations on the last page). (RCA cables not included)

**SET UP:** Please make sure your computer is compatible with the system requirements listed on page 4.

1. Install your desired software into your computer. Please use one of the software programs listed on page 4.

2. Connect the Versaport to an available USB port on your computer using the Versaport's attached USB cable.

3. Connect your desired sound equipment; record player, CD/Mp3/WMA player, mixer, effect player, cassette deck or radio, to the RCA input jacks on the Versaport. You can connect a microphone to the mic input jack on the Versaport.

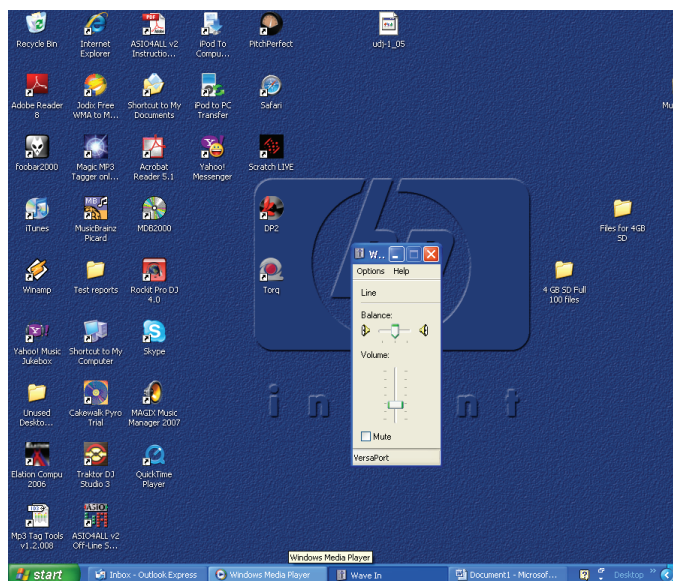
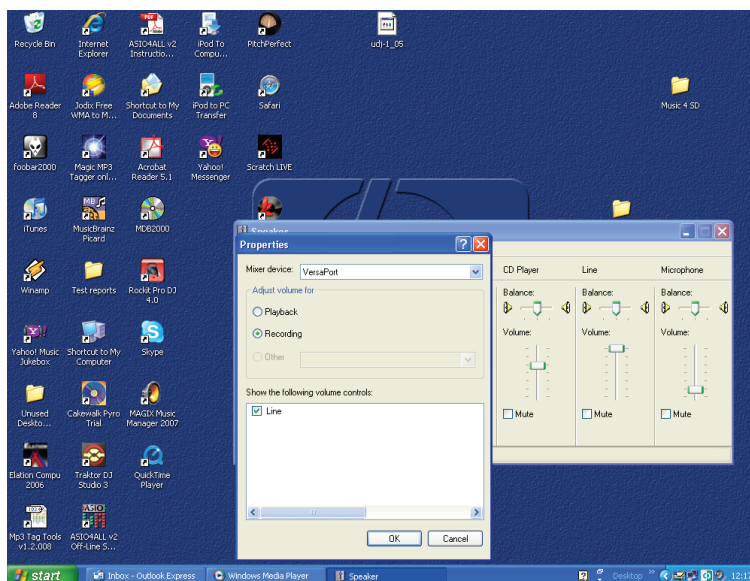
You can connect headphones to the headphone jack and adjust the volume using the Headphone Volume knob.

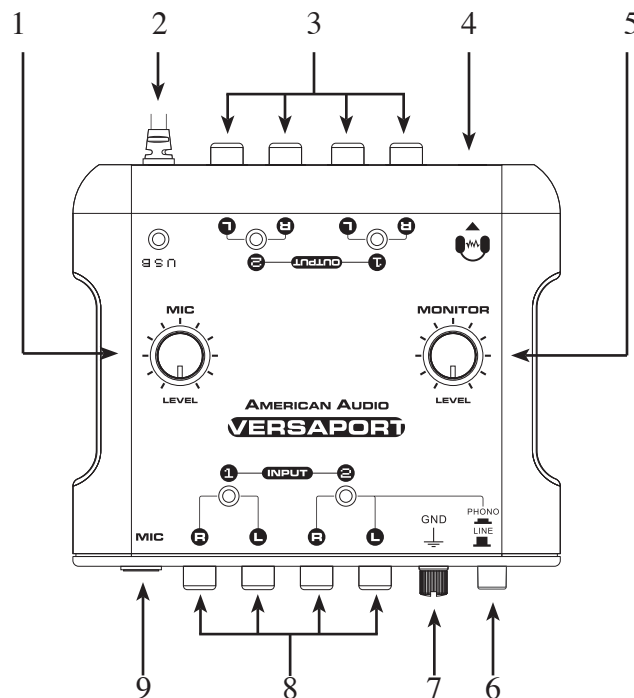
**Note:** You can only connect a record player to Input 2. When a record player is connected to Input 2 the Line In/Phono switch must be in the phone position (pushed in).

4. Using the Versaport's RCA output jacks you can connect to an amplifier, mixer, sound effect machine, or speakers with a built-in amplifier.

To adjust the Input recording volume:

Open the Audio properties in your computer and select Recording. Adjust the "Wave In" to your desired level.





- 1. Microphone Volume Knob** - This knob can adjust the microphone output volume.
- 2. USB Cable** - Use this cable to connect to the USB port of your computer.
- 3. RCA Output Jacks** - With these jacks you can connect the Versaport to speakers with a built-in amplifier, mixers or effect machines.
- 4. Headphone Jack** - You can connect your headphones to this jack to monitor sound.
- 5. Headphone Volume Knob** - This knob allows you to adjust the headphone volume output level.
- 6. Line In/Phono Button** - This button is for the Input 2 RCA jacks. The button is used to select the input source assigned to the Input 2 jacks. The button must be in the "Phono" position for turntable operation.
- 7. Ground Terminal** - Connect turntable ground leads to this ground terminal. This will reduce the humming and popping noises associated with magnetic phono cartridges.
- 8. RCA Input Jacks** - Connect your desired sound equipment; record player, CD/Mp3/WMA player, mixer, effect player, cassette deck or radio, to the RCA input jacks on the Versaport.
- 9. Microphone Jack** - This jack will accept a standard 1/4" plug. The volume output level for the microphone will be controlled by the Microphone Volume Knob.

**SPECIFICATIONS:**

Weight: 0.55 lbs./ 0.25 kgs.  
Size: 4.52" x 4.92" x 1.57"

**LINE Playback:**

Signal to Noise Ratio:  $\geq 85\text{dB}$   
Distortion Ratio:  $\leq 0.05\%$   
Channel Separation:  $\geq 85\text{dB}$   
Frequency Response: 20Hz-20kHz -1 $\pm$ 2.5dB

**HEADPHONE Playback:**

Signal to Noise Ratio:  $\geq 80\text{dB}$   
Distortion Ratio:  $\leq 0.07\%$   
Frequency Response: 30Hz-18kHz -1 $\pm$ 2.0dB

**LINE Record:**

Signal to Noise Ratio:  $\geq 80\text{dB}$   
Distortion Ratio:  $\leq 0.05\%$   
Channel Separation:  $\geq 70\text{dB}$   
Frequency Response: 20Hz-20kHz -1 $\pm$ 2.5dB

**PHONO Record:**

Signal to Noise Ratio:  $\geq 75\text{dB}$   
Distortion Ratio:  $\leq 0.05\%$   
Channel Separation:  $\geq 65\text{dB}$   
Frequency Response: 20Hz-20kHz -1 $\pm$ 2.5dB

**MIC Record:**

Signal to Noise Ratio:  $\geq 60\text{dB}$   
Distortion Ratio:  $\leq 0.1\%$   
Frequency Response: 30Hz-18kHz -1 $\pm$ 2.0dB

**SYSTEM REQUIREMENTS (PC):**

**OS:** Microsoft Windows 98/ 98SE/  
ME/2000/ XP/Vista  
**Computer:** Windows Compatible with  
USB Connection  
**CPU:** Pentium II Processor 233 MHz or  
Higher (win98/ SE/ ME)  
Pentium II Processor 400 MHz or  
Higher (win2000)  
**Memory (RAM):** 64MB or more  
**Hard Disk:** 120MB or more  
**Display:** 800x600 or higher/ 65,536  
colors (16 bit High Color) or  
more.

**SYSTEM REQUIREMENTS (Mac):**

**OS:** MacOS 9.2 or Later, Mac OSX  
**Computer:** Apple Macintosh Series with  
USB Connection  
**CPU:** PowerPC G3 or higher  
**Memory (RAM):** 96MB or more  
(Application memory  
32MB or higher)  
**Hard Disk:** **120MB or more**  
**Display:** 800x600 or higher

**RECOMMENDED SOFTWARE****PROGRAMS:**

**Windows:** MME, MS DirectSound,  
Steinberg ASIO & Audition

**Macintosh:** Garage Band, Audio Hijack  
PRO (OSX, & Sound Manager (OS9)

**Customer Support:**

American Audio® provides a toll free customer support line, to provide set up help and answer any question should you encounter problems during your initial set up or operation. You may also visit us on the web at [www.AmericanAudio.us](http://www.AmericanAudio.us) for any comments or suggestions. Service Hours are Monday through Friday 9:00 a.m. to 5:30 p.m. Pacific Standard Time.

Voice: (800) 322-6337  
Fax: (323) 582-2610  
E-mail: [support@AmericanAudio.us](mailto:support@AmericanAudio.us)

## Free Manuals Download Website

<http://myh66.com>

<http://usermanuals.us>

<http://www.somanuals.com>

<http://www.4manuals.cc>

<http://www.manual-lib.com>

<http://www.404manual.com>

<http://www.luxmanual.com>

<http://aubethermostatmanual.com>

Golf course search by state

<http://golfingnear.com>

Email search by domain

<http://emailbydomain.com>

Auto manuals search

<http://auto.somanuals.com>

TV manuals search

<http://tv.somanuals.com>