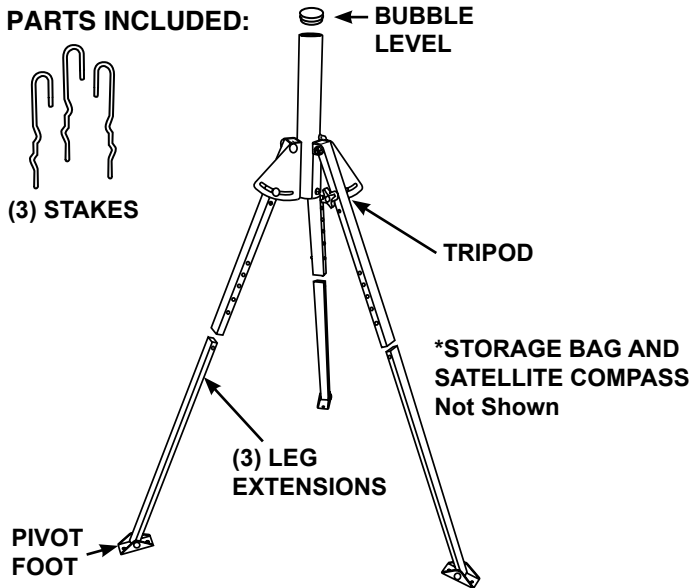


WINEGARD®

Model TR-3535 Tripod Mount

PARTS INCLUDED:



ONE TIME ASSEMBLY: Remove contents from carton.

Assemble each of the three legs by inserting the leg extension into the attached leg until the leg extension locks into place. See Figure 1.

SET UP:

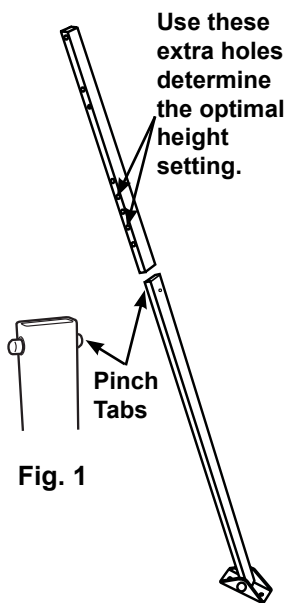


Fig. 1

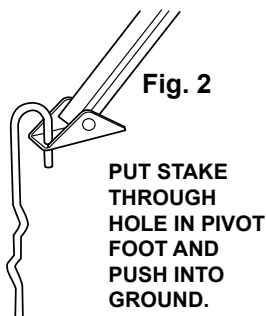


Fig. 2

1. Set all three legs to the desired position by pinching the tabs holding the legs in place and moving the leg extension until it locks into the desired position.
 2. Set up tripod in an area with a clear view of the sky — south west or south-southeast, depending on your location in the continental U.S.
 3. Place bubble level on top of mount pipe and loosen the lock knobs on the adjustable legs.
 4. Slide the legs towards or away from the center of the unit until the tripod is level.
 4. After leveling, tighten the lock knobs and remove bubble level.
 5. Slide satellite antenna* onto pole and secure it to the pole. Use ground stakes to stabilize mount if necessary.
- See Figure 2.

ELEVATION ANGLE

Depending on your location, satellites will be at an elevation angle between 30° and 60°. Southern states point more toward 60°, northern states point more toward 30°.

FINDING THE SATELLITE

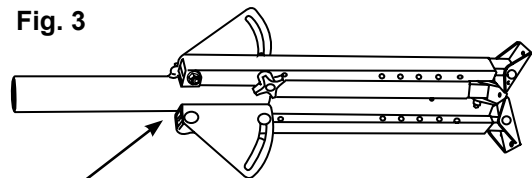
1. Be sure to connect the cables to the TV, receiver and antenna before accessing satellite signal, and connect to your power source.
2. Check the instruction manual that came with your receiver to determine how to access the on-screen signal meter.

The signal meter shows you when you have locked onto a satellite broadcast signal and gives the signal strength. Be sure you select your type of dish antenna — pointing coordinates will depend on the type of dish you have.

3. **Azimuth value is determined by the local zip code of your location.** Enter into your receiver menu.
4. Rotate compass dial until azimuth value aligns with the **blue** arrow.
5. Turn compass to align red pointer arrow to red "N".
6. Point satellite dish in same direction as the blue arrow.

TO STORE THE TR-3535

1. Remove the reflector.
2. Loosen the leg bracket knobs and collapse the three legs into the folded position.
3. Pinch the tabs holding the leg in the extended position and slide the leg extension back into the leg until it locks in the storage position. See Figure 3.
4. Tighten the knobs and store the tripod.



TR-3535 IN STORAGE POSITION

*Compatible with all DISH®, SHAW DIRECT and BELL TV™ antennas. Compatible with all DIRECTV® antennas except the Slimline.

WINEGARD MOBILE PRODUCTS LIMITED WARRANTY (2 YEARS PARTS; 1 YEAR LABOR)

Winegard Company warrants this product against defects in materials or workmanship for a period of two (2) years from the date of original purchase. During year one (1) of such warranty, Winegard Company will also pay authorized labor costs to an authorized Winegard dealer to repair or replace defective products. No warranty claim will be honored unless at the time the claim is made, Customer presents proof of purchase to an authorized Winegard dealer (to locate the nearest authorized Winegard dealer, contact Winegard Company, 3000 Kirkwood Street, Burlington, Iowa 52601, Telephone 800-288-8094 or visit www.winegard.com). Customer must provide proof of purchase with a dated sales receipt for the Winegard product to verify the product is under warranty. If the date of purchase cannot be verified, the warranty period shall be considered to begin thirty (30) days after the date of manufacture.

If a defect in material or workmanship is discovered, Customer may take the product to an authorized Winegard dealer for service. Customer must provide proof of purchase to verify the product is under warranty. If the product is brought to an authorized Winegard dealer for service prior to expiration of year one (1) of the warranty period and a defect in material or workmanship is verified by Winegard Technical Services, Winegard Company will cover the Winegard dealer's labor charges for warranty service. The Winegard dealer must contact Winegard Technical Services in advance for pre-approval of the service. Approval of the service is at the sole discretion of Winegard Company.

Alternatively, Customer may ship the product prepaid to Winegard Technical Services (located at 3111 Kirkwood Street, Burlington, Iowa 52601, Telephone 800-788-4417). Customer must return the product along with a brief description of the problem and provide Winegard Technical Services with Customer's name, address, and phone number. Customer must also provide proof of purchase to verify the product is under warranty. If the product is returned before the expiration of the warranty period, Winegard Company will (at its option) either repair or replace the product.

This Limited Warranty does not apply if the product has been damaged, deteriorates, malfunctions or fails from: improper installation, misuse, abuse, neglect, accident, tampering, modification of the product as originally manufactured by Winegard in any manner whatsoever, removing or defacing any serial number, usage not in accordance with product instructions or acts of nature such as damage caused by wind, lightning, ice or corrosive environments such as salt spray and acid rain. This Limited Warranty also does not apply if the product becomes unable to perform its' intended function in any way as a result of the television signal provider making any changes in technology or service.

RETURN AUTHORIZATION POLICY

A Return Material Authorization (RMA) is required prior to returning any product to Winegard Company or Winegard Warranty Services under this warranty policy. Please call our Technical Services Department at 800-788-4417 or send an e-mail to warranty@winegard.com to obtain the RMA number. Please furnish the date of purchase when requesting an RMA number. Enclose the product in a prepaid package and write the RMA number in large, clear letters on the outside of the package. To avoid confusion or misunderstanding, a shipment(s) without an RMA number(s) or an unauthorized return(s) will be refused and returned to Customer freight collect.

WINEGARD COMPANY DOES NOT ASSUME ANY LIABILITIES FOR ANY OTHER WARRANTIES, EXPRESS OR IMPLIED, MADE BY ANY OTHER PERSON.

ALL OTHER WARRANTIES WHETHER EXPRESS, IMPLIED OR STATUTORY INCLUDING WARRANTIES OF FITNESS FOR A PARTICULAR PURPOSE AND MERCHANTABILITY ARE LIMITED TO THE TWO YEAR PERIOD OF THIS WARRANTY.

In states that do not allow limitations on implied warranties, or the exclusion of limitation of incidental or consequential damages, the above limitations or exclusions do not apply.

Some states do not allow limitations on how long an implied warranty lasts, or the exclusion of limitation of incidental or consequential damages, so the above limitations or exclusions may not apply to you.

This warranty gives Customer specific legal rights. Customer may also have other rights that may vary from state to state.

SATELLITE RECEIVER WARRANTY

See manufacturer's limited warranty policy.

WS-MOBWARREV2

Rev. 1/10



Winegard Company • 3000 Kirkwood Street • Burlington, IA 52601 • 319/754-0600 Fax 319/754-0787 • www.winegard.com
Printed in U.S.A. © Winegard Company Rev1 3/12 2452202

Winegard is a registered trademarks of Winegard Company. DIRECTV is a registered trademark of DIRECTV, Inc., a unit of Hughes Electronics Corp. DISH is a registered trademark of DISH Network L.L.C. Bell TV is a trademark of Bell Canada, Inc.

Free Manuals Download Website

<http://myh66.com>

<http://usermanuals.us>

<http://www.somanuals.com>

<http://www.4manuals.cc>

<http://www.manual-lib.com>

<http://www.404manual.com>

<http://www.luxmanual.com>

<http://aubethermostatmanual.com>

Golf course search by state

<http://golfingnear.com>

Email search by domain

<http://emailbydomain.com>

Auto manuals search

<http://auto.somanuals.com>

TV manuals search

<http://tv.somanuals.com>