

INVACARE® INTOUCH™

PCS

Positioning Back



The **Invacare® InTouch™ PCS** is a **Positioning Back** with applications for both manual and power chair users, for upright seating systems and for tilt and/or recline systems. The back was designed with features that synergize to provide the exceptional **Positioning, Comfort** and **Stability** required by wheelchair users every day. If the shape is not right, then nothing else matters.

Positioning

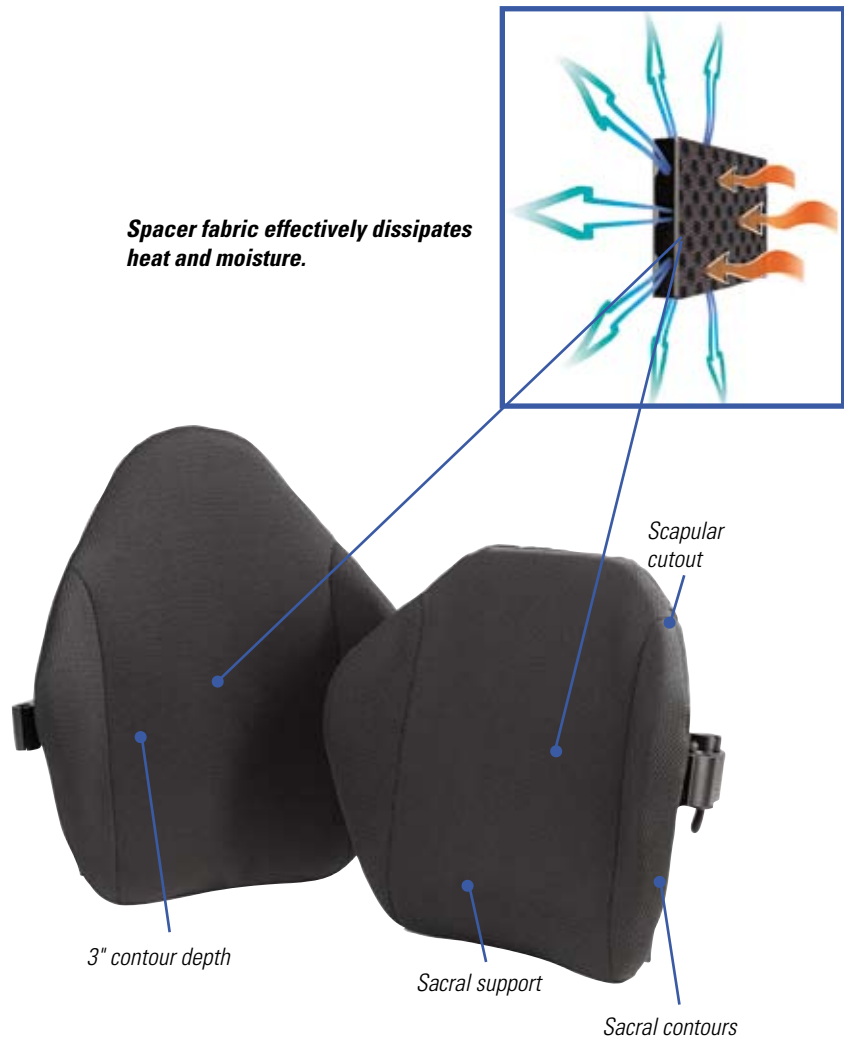
- Lightweight aluminum back with 3" of lateral contour depth
- Scapular cutouts
- Tapered contours at the sacral portion
- New easy to adjust hardware

Comfort

- Soft foam over the back shell
- New spacer fabric upholstery
- Unique sizes in 1" width increments

Stability

- Optional thoracic lateral supports and pelvic stabilizers for wheelchair users with positioning needs that require additional lateral or pelvic control
- Unique back mounting hardware



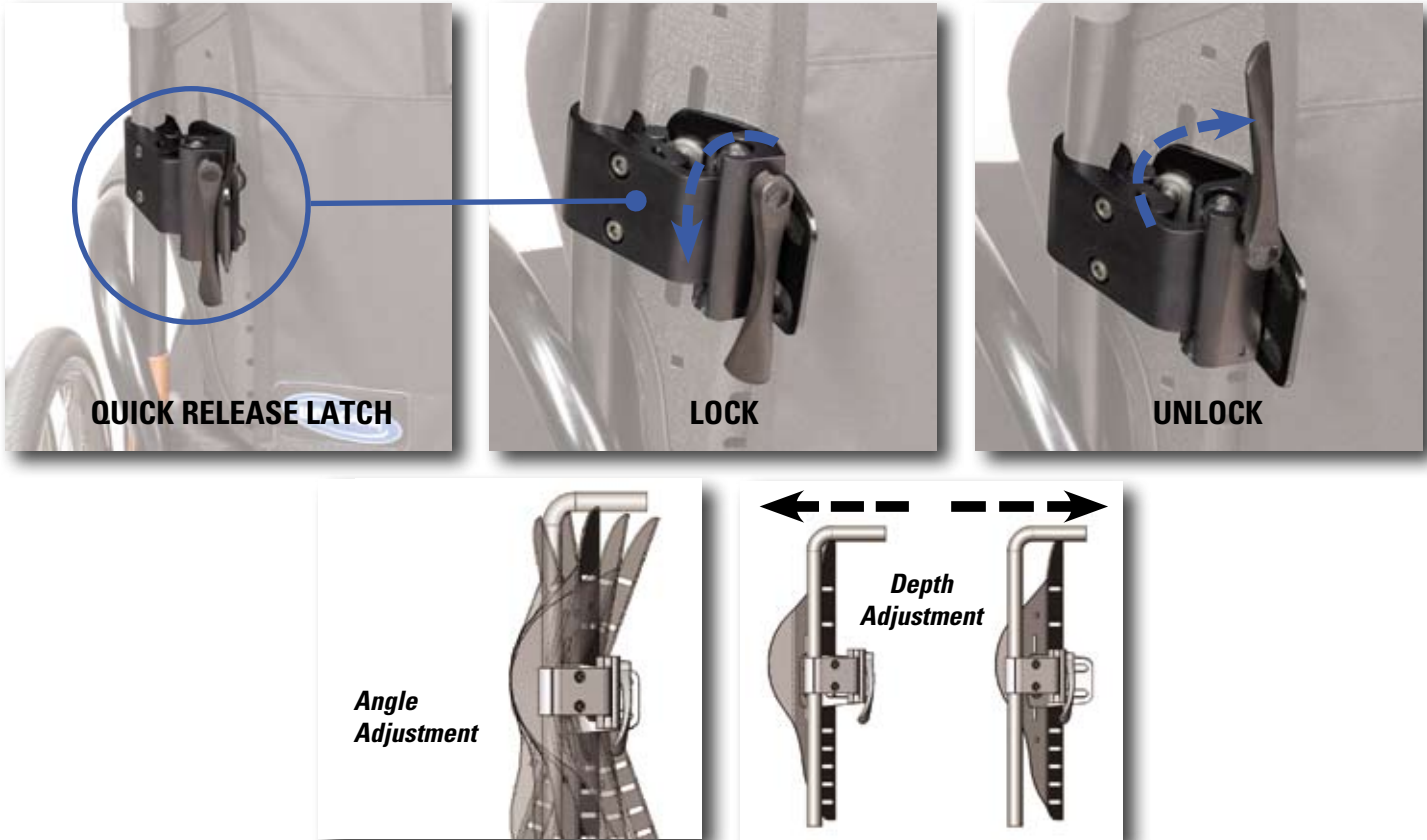
Features

Functional Benefits

Regular and tall heights	Accommodate the different postural requirements and need for taller back supports when used with tilt and/or recline
1" soft foam	Provides optimal comfort with pressure redistribution
Spacer fabric	Allows for improved airflow between the user and the back for optimal management of heat and moisture to promote better skin integrity
Scapular cutouts	Facilitate upright positioning with trunk extension without interfering with upper extremity function. By not limiting upper extremity range of motion, overall functionality is maximized
3" lateral contour depth	Provides lateral trunk support to facilitate centering and postural control with proximal stability required for function
Sacral support	Facilitates proximal stability required for function. Provides pelvic control/support for an upright posture with trunk extension
Sacral contours	Tapered contours at the sacral portion of the back allow full contact of the back shell against the user without interfering with hip placement in the seating system
Angle adjustable hardware	Allows accommodation of hip range of motion limitations, kyphotic postures and posterior pelvic tilt by opening up seat to back angle
Depth adjustable hardware	Allows positioning without losing seat depth, thereby maximizing the area of seating surface for optimal pressure redistribution
Height adjustable hardware	Accommodates user's positioning requirements in the wheelchair

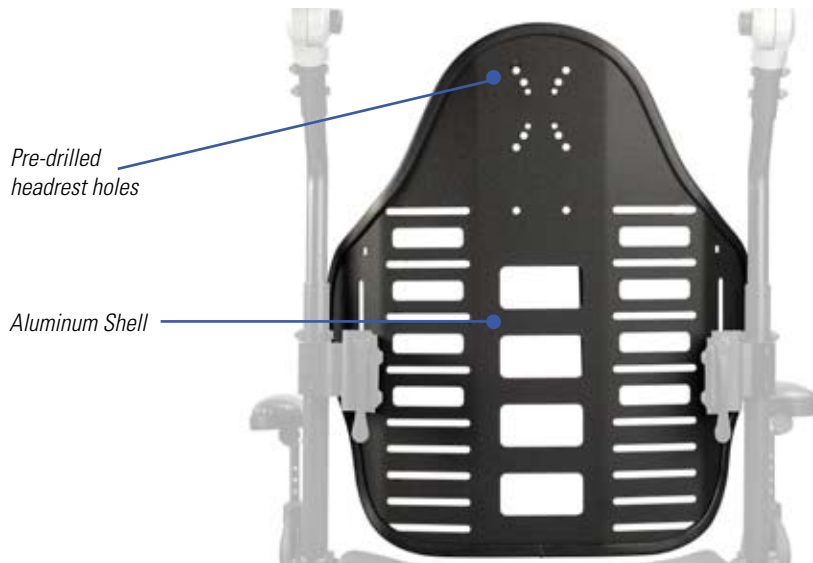
Hardware

Features	Benefits
Single-point mounting hardware	Provides dual point strength in addition to secure mounting between canes without any unwanted play, while allowing height, depth and back angle adjustment. Designed to mount onto back canes with an outside diameter of 1" or 7/8"
One tool assembly	Only one tool needed for all installations, adjustments and accessories
Quick release latch	Allows one hand operation for removal and remounting of the back during transport



Back Shell

Features	Benefits
Aluminum shell	Lightweight to reduce overall weight of the frame and minimizes weight penalty when used with manual mobility thereby improving efficiency with propulsion
Pre-drilled headrest holes	Headrest can be mounted directly on the back and easily accommodates standard headrest mounting hardware

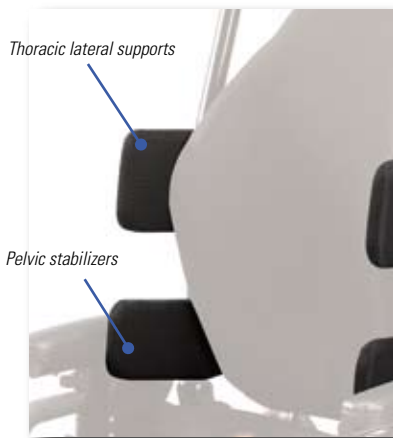


Accessories

Features	Benefits
Thoracic Lateral Supports	Optional supports (4" tall) provide improved trunk control and stability
Pelvic Stabilizers	Optional supports (3" tall) promote pelvic stability

These optional supports provide additional positioning for the trunk and pelvis to increase support for maximizing upright (spinal extension) and midline (centered) trunk positioning. The thoracic lateral supports and pelvic stabilizers are adjustable in height and width for accommodating fixed posture asymmetries, correcting flexible postural deformities or adjusting over time to support postural changes incrementally in steps. Additionally, these supports act as clinician's hands to keep the patient in the best position identified.

Height and width adjustment for optional thoracic lateral supports and pelvic stabilizers



Model Numbers

ITPCSR (Regular)
ITPCST (Tall)

Specifications

Available widths	14" - 24" (1" increments)
Height	16" (Regular); 20" (Tall)
Depth adjustment	1.5" to the back
Angle adjust	+/- 30°
Product weight	5 lb. approx.
User weight limited	300 lb. (14"-21"); 500 lb. (22"- 24")
Limited warranty	2 years

HCPCS Code

Invacare® InTouch™ PCS Back :

E2620 Positioning wheelchair back cushion with lateral supports, less than 22" wide

E2621 Positioning wheelchair back cushion with lateral supports width 22" or greater

Optional Thoracic Lateral Supports and Pelvic Stabilizers

E0956 Wheelchair Accessory, Lateral Trunk or Hip Supports, any type, including fixed mounting hardware.

Application

This back is appropriate for children and adults:

- Who have a significant postural asymmetry due to a number of diagnoses. Diagnoses may include, but are not limited to, hemiplegia, traumatic brain injury, muscular dystrophy, torsion dystonias, spinocerebellar disease, spinal cord injury, multiple sclerosis, cerebral palsy, amyotrophic lateral sclerosis, post polio syndrome, spina bifida, Alzheimer's and Parkinson's.
- Who require a wheelchair back for positioning, support or stability for function due to impaired or absent trunk balance or abnormal muscle tone.

NOTICE: This information is not intended to be, nor should it be considered medical, billing or legal advice. Please consult your proper medical provider and/or attorney when needed to select the appropriate product and to discuss specific situations when submitting claims to Medicare.

Invacare Corporation
www.invacare.com

USA

One Invacare Way
Elyria, Ohio
44035-4190
(800) 333-6900

Canada

570 Matheson Blvd. E.
Unit 8
Mississauga, Ontario
L4Z 4G4 Canada
(800) 668-5324

© 2010

Invacare Corporation.
All rights reserved. All trademarks are identified by the symbols ™ and ®. All trademarks are owned by or licensed to Invacare Corporation unless otherwise noted. Specifications are subject to change without notification.

Form No. 09-037
Rev. 08/10
100636



Free Manuals Download Website

<http://myh66.com>

<http://usermanuals.us>

<http://www.somanuals.com>

<http://www.4manuals.cc>

<http://www.manual-lib.com>

<http://www.404manual.com>

<http://www.luxmanual.com>

<http://aubethermostatmanual.com>

Golf course search by state

<http://golfingnear.com>

Email search by domain

<http://emailbydomain.com>

Auto manuals search

<http://auto.somanuals.com>

TV manuals search

<http://tv.somanuals.com>